



来华留学生保险

# Online payment Instruction.

## 网上支付看这里 轻松缴费我帮你



PC端  
PC terminal

### Step. 1

登录留学保险网  
Login to lxbx.net

www.lxbx.net



### Step. 2

输入护照号和验证码  
Passport number  
and verification code



### Step.5

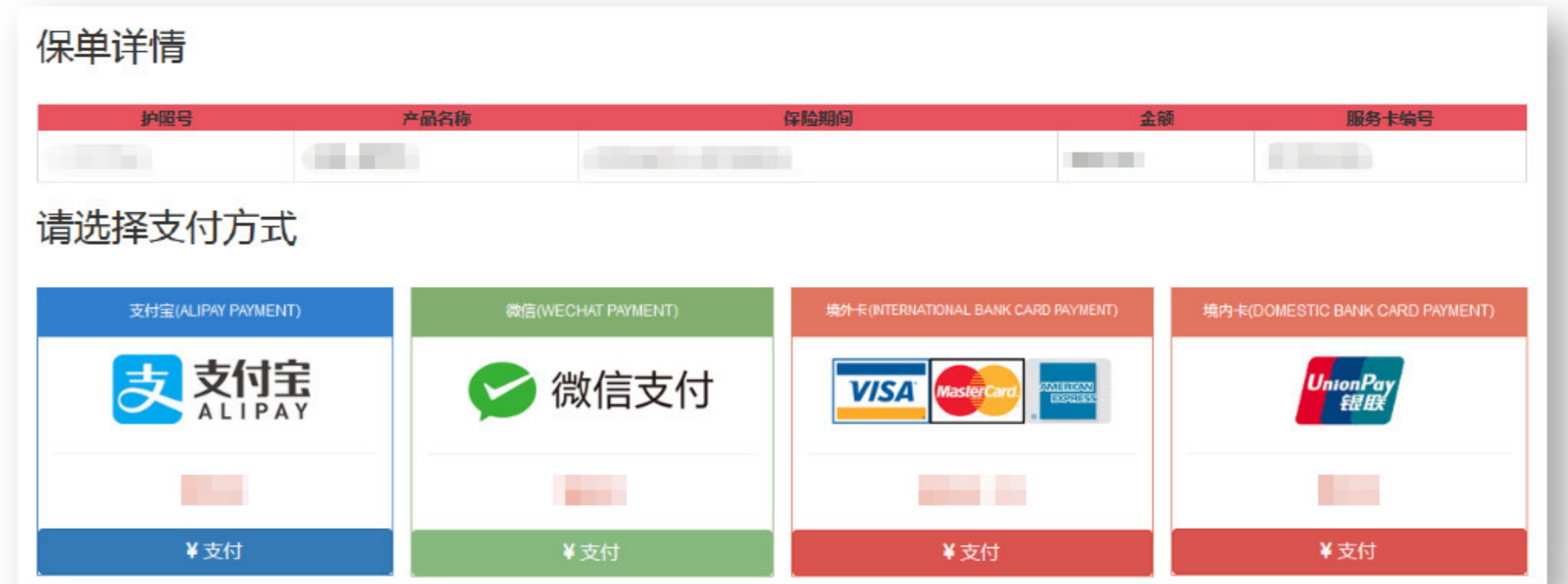
支付完成  
Payment completed



邮箱留存凭证  
Send purchase receipt

### Step.4

支付方式  
Payment method



在线帮助  
Online help



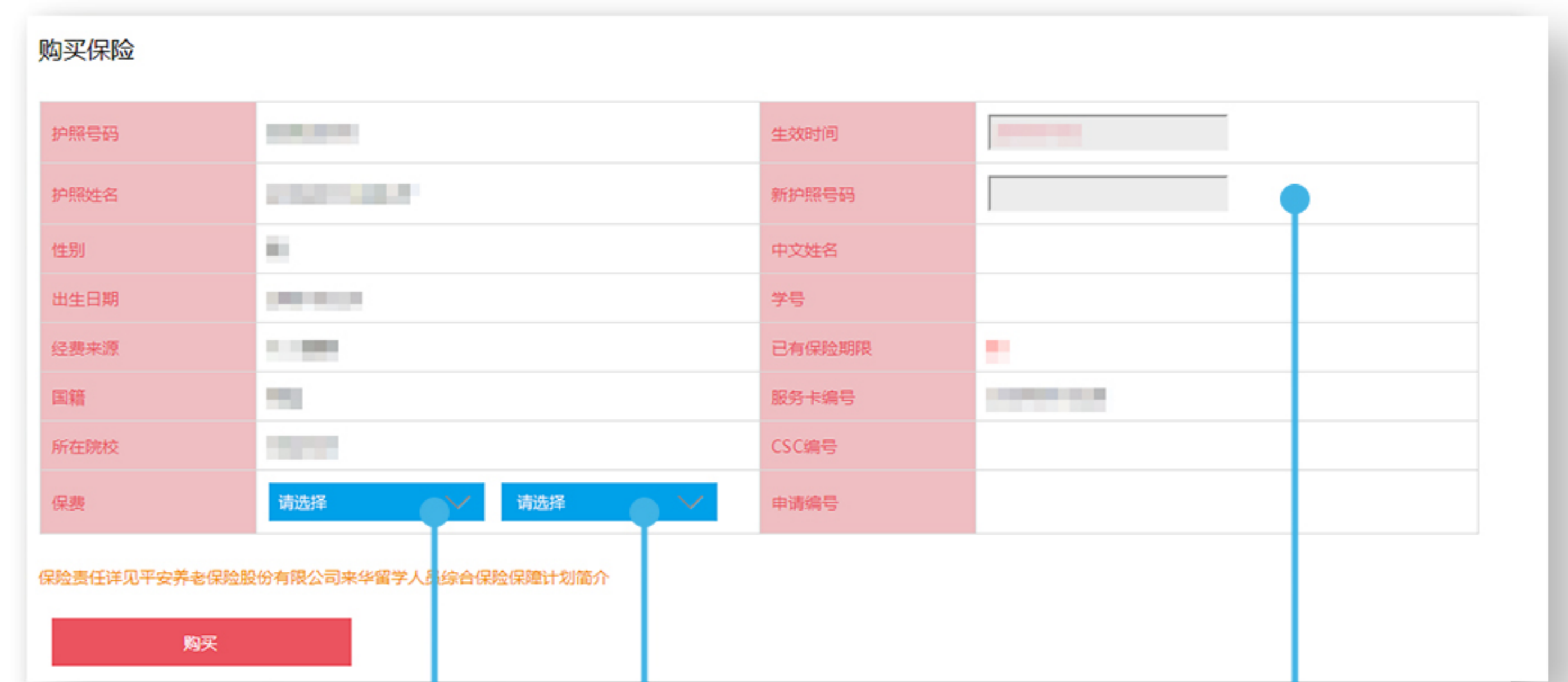
境外卡支付:多语言支持  
International credit cards  
with multilanguage support

### Step.3

购买保险  
Buy Insurance

购买保险

点击购买  
Click to purchase



选择保费  
Choose Insurance  
package

新护照号  
Input new passport  
number here





来华留学生保险

# Online payment Instruction.

## 网上支付看这里 轻松缴费我帮你



手机端  
Mobile terminal

### Step. 1

扫描二维码  
Scan the QR Code



### Step. 2

输入护照号和验证码  
Passport number  
and verification code

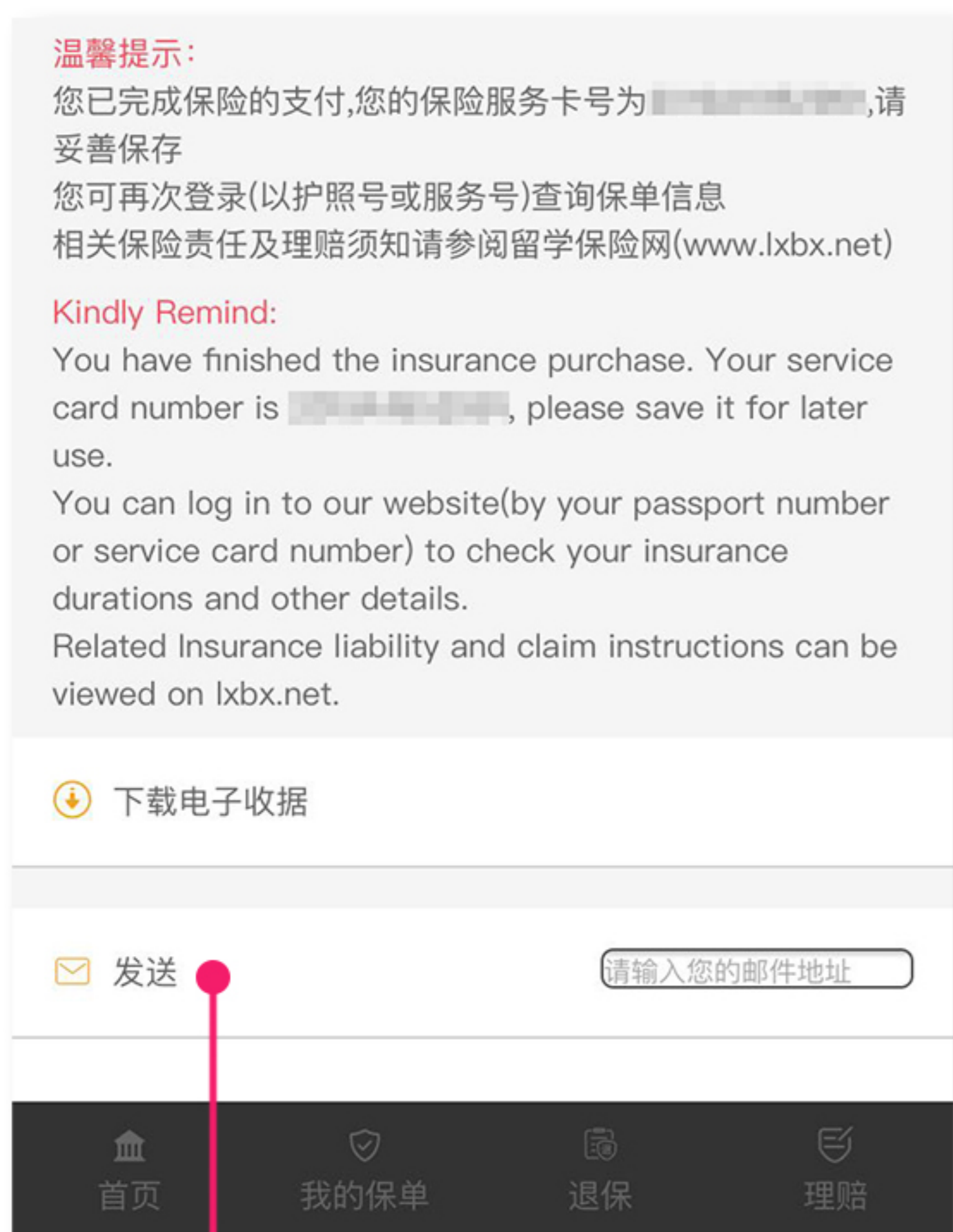


### Step. 3

点击购买  
Click to purchase



### Step. 5




邮箱留存凭证  
Send purchase receipt

我已阅读并确认保险保障内容及免除责任

请阅读勾选  
By checking this box,  
I acknowledge all the conditions

下一步

点击下一步  
Clicking to continue



确认保险期限  
Confirm the insurance period  
to purchase

### Step. 4

选择保费  
Choose Insurance package

